

# LOGIFLEX LFS / ELFS


## Logiflex with straddle legs - optimum handling of goods

High flexibility and efficiency - Logiflex with straddle legs transports, lifts and handles goods on all types of pallets - also closed pallets. Large range of optional extras ensures optimum flexibility.

The design puts focus on the safety and ergonomic working conditions of the user - Logiflex can be adjusted to the individual user, and the ergonomic correct handle ensures the user a relaxed hold.

No damage to surroundings, pallets and goods. Logiflex has an elegant design with rounded corners.

High quality is ensured through an extended test programme and in cooperation with experts in Health and Safety.




**Logitrans**  
lifting performance

# LOGIFLEX LFS / ELFS


## Technical Specifications

Straddle legs make it possible to handle many different pallet types.

- Optimum safety for the user through
  - central location of all control buttons on the handle
  - transparent and impact-resistant safety screen on the mast
  - location of parking brake



Available with side-tilting forks and/or optional extras, e.g. drum turner, remote control, level control, crane arm.



Adjustable forks are available in many different lengths and types.



Ergonomic handle ensures the user a relaxed hold. The handle can be marked with the name/department.

Available with manual and electric lifting.

Product (measured in mm)	LFS	LFS	LFS	LFS	LFS	LFS	LFS	ELFS	ELFS	ELFS	ELFS	ELFS	ELFS	ELFS	ELFS	ELFS			
Capacity in kg	1000	1000	1000	1000	1000	1000	1000	1000/1200	1000/1200	1000/1200	1000/1200	1000	1000	1000	1000	1000			
Lifting height by wrap-over forks	h <sub>3</sub>	890	1170	1370	1570	1880	2020	2420	870	1170	1370	1570	1880	2020	2420	2820	3270		
Fork length	l	600*, 800*, 1067, 1150, 1520**							600*, 800*, 1067, 1150, 1520**										
Overall height	h <sub>1</sub>	1330	1530	1730	1930	2240	1530	1730	1330	1530	1730	1930	2240	1530	1730	1930	2240		
Overall width	b <sub>1</sub>	166 + b <sub>4</sub>							166 + b <sub>4</sub>										
Fork span min./max.	b <sub>5</sub>	Wrap-over: 350/800, chisel and bar: 230/680							Wrap-over: 350/800***, chisel and bar: 230/680***										
Length without forks	l <sub>2</sub>	415							590										
Overall length by 1150 forks	l <sub>1</sub>	1680				1690			1855				1865						
Overall height	h <sub>4</sub>	Without telescopic mast						2490	2890	Without telescopic mast						2490	2890	3290	3740
Lowered height, forks	h <sub>13</sub>	Chisel: 45, bar: 65, wrap-over: 65							Chisel: 45, bar: 65, wrap-over: 65										
Load centre	c	l/2							l/2										
Width between legs: Cap. 1000 kg	b <sub>4</sub>	850 - 942, 942 - 1124, 1124 - 1306, 1240-1422****							850 - 942, 942 - 1124, 1124 - 1306, 1240-1422****										
Cap. 1200 kg									850 - 942, 942 - 1124										
Fork width	e	Chisel: 100, bar: 100, wrap-over: 163							Bar: 100, chisel: 100, wrap-over: 163										
Run-in length	l <sub>x</sub>	1080 by 1150 and 1067 fork length							1080 by 1150 and 1067 fork length										
Gangway	A <sub>st</sub>	2190 (pallet: 1200 x 800)*****							2290 (pallet: 1200 x 800)*****										
Free lift								190							190				
Turning angle of wheels		180°							180°										
Pump motor									1,1 kW 12 V										
Lifting speed		Normal/quick: 13/41 mm per pump							With/without load: 0,05/0,07 m/s										
Lowering speed with/without load		max. 0,3 m/s / max. 0,8 m/s							0,12 m/s / 0,04 m/s				0,12 m/s / 0,06 m/s						
Weight in kg (no battery): Cap. 1000/1200 kg		234	255	263	267	276	318	327	275/277	294/296	300/302	304/306	312	355	362	371	385		

\* Maximum lifting height 1570 mm by 600 mm fork length, maximum lifting height 2420 by 800 mm fork length.

\*\* Reduced capacity 750 kg. Not available for 1200 kg models.

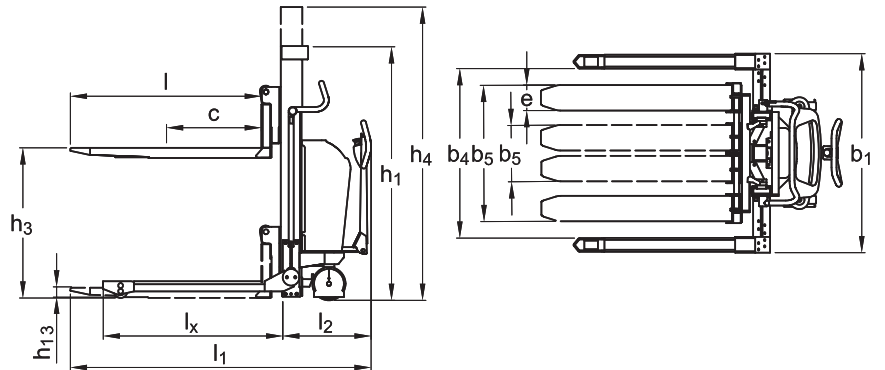
\*\*\* 1200 kg models are only available with chisel forks.

\*\*\*\* Width between straddle legs of more than 1306 mm: Max. capacity 800 kg. Fork length of 1520 mm is not recommended.

\*\*\*\*\* Tests show that 1700 mm is enough - depends on width between straddle legs.



Strong construction ensures a long operating life and low maintenance costs.



We also offer tailor-made solutions. Please ask for further information.



**Logitrans**  
lifting performance